

- [Nieuwe toevoegen](#)
- [Je profiel](#)

Extra

- Extra
- [Beschikbare middelen](#)
- [Importereren](#)
- [Exportereren](#)

Instellingen

- Instellingen
- [Algemeen](#)
- [Schrijven](#)
- [Lezen](#)
- [Reacties](#)
- [Media](#)
- [Permalinks](#)
- [Akismet](#)

CForm Builder

- CForm Builder
- [Manager](#)
- [Submissions](#)
- [Blocked IPs](#)
- [Themes](#)
- [Licensing/Donation](#)
- [Featured Plugins](#)
- [Uninstall](#)

Form Maker

- Form Maker
- [Manager](#)
- [Submissions](#)
- [Blocked IPs](#)
- [Themes](#)
- [Licensing/Donation](#)
- [Featured Plugins](#)
- [Form Maker plugins](#)
- [Uninstall](#)

- Menu invouwen

This section allows you to edit form options. [Read More in User Manual](#)




Contact Form 1 form options

Email Options

Send E-mail	<input type="checkbox"/> Yes <input type="checkbox"/> No	Email Options	Actions after Submission
-----------------------------	--	-------------------------------	--

Mailer wp_mail() function PHP mail() function

Email to Administrator

Email to send submissions to	<input type="text" value="contactformulier@ricks-sporttherapie.nl"/> 
Email From	E-mailadres: Other
From Name	<input type="text"/> 
Reply to (if different from 'Email From')	E-mailadres: Other
CC:	<input type="text"/>
BCC:	<input type="text"/>
Subject:	<input type="text"/> 
Mode:	<input checked="" type="radio"/> HTML <input type="radio"/> Text
Custom Text in Email For Administrator	<div style="text-align: right;"> <input type="radio"/> Visueel <input checked="" type="radio"/> Tekst </div> <div style="background-color: #f0f0f0; height: 100px; margin-top: 10px;"></div>

Email to User

Send to	<input type="text"/> E-mailadres:
Email From	<input type="text"/>

From Name	<input type="text" value=""/>
Reply to (if different from 'Email From')	<input type="text" value=""/>
CC:	<input type="text" value=""/>
BCC:	<input type="text" value=""/>
Subject:	<input type="text" value=""/>
Mode:	<input checked="" type="radio"/> HTML <input type="radio"/> Text
Custom Text in Email For User	<div style="text-align: right;"><input type="radio"/> Visueel <input type="radio"/> Tekst</div> <div style="background-color: #f0f0f0; height: 20px; width: 100%; margin-top: 10px;"></div>

Bedankt voor het gebruik maken van [WordPress](#).

Versie: 4.2.2

Sessie verlopen

[Opnieuw inloggen alsjeblieft](#). De inlogpagina opent in een nieuw venster. Na het inloggen kun je dit venster sluiten en terugkeren naar deze pagina.